

# Poll on Conference Attendance

Task Force on Shared Conference Week

Grover C. Gilmore

DuWayne Battle

Barbara Shank

James Herbert Williams

NADD

March 21, 2016

# Questions in Survey

- Attendance at BPD, CSWE and SSWR conferences in AY 15, AY 16
- Planned attendance at BPD, CSWE and SSWR in AY 17
- Planned attendance at BPD, CSWE and SSWR if the conferences were held in one week in the same city
- Social work degree programs offered by respondent's university

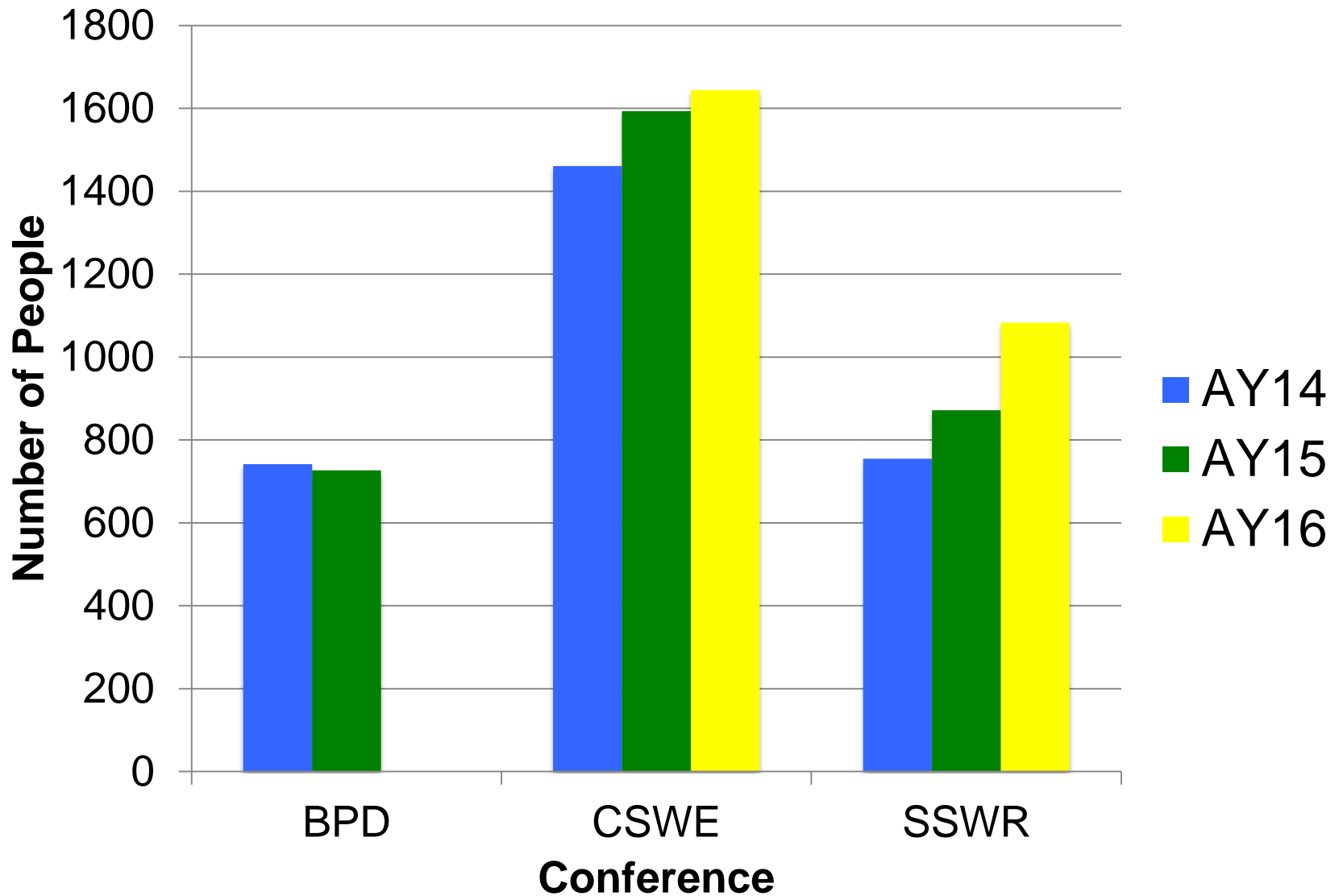
# Survey Characteristics

- Distributed on Feb. 23, 2016 by CSWE to academic program support persons
  - **511** accredited baccalaureate social work programs
  - **245** accredited master's social work programs
- Survey closed on March 7, 2016
- 969 Respondents
  - 926 Faculty
  - 31 Staff
  - 12 Students (not included in analyses)

# Degree Programs in Respondents' Schools

❖ Bachelor's	629 (65.7%)
❖ Master's	773 (80.8%)
❖ Doctoral	493 (51.5%)

# Actual Conference Registration by Faculty



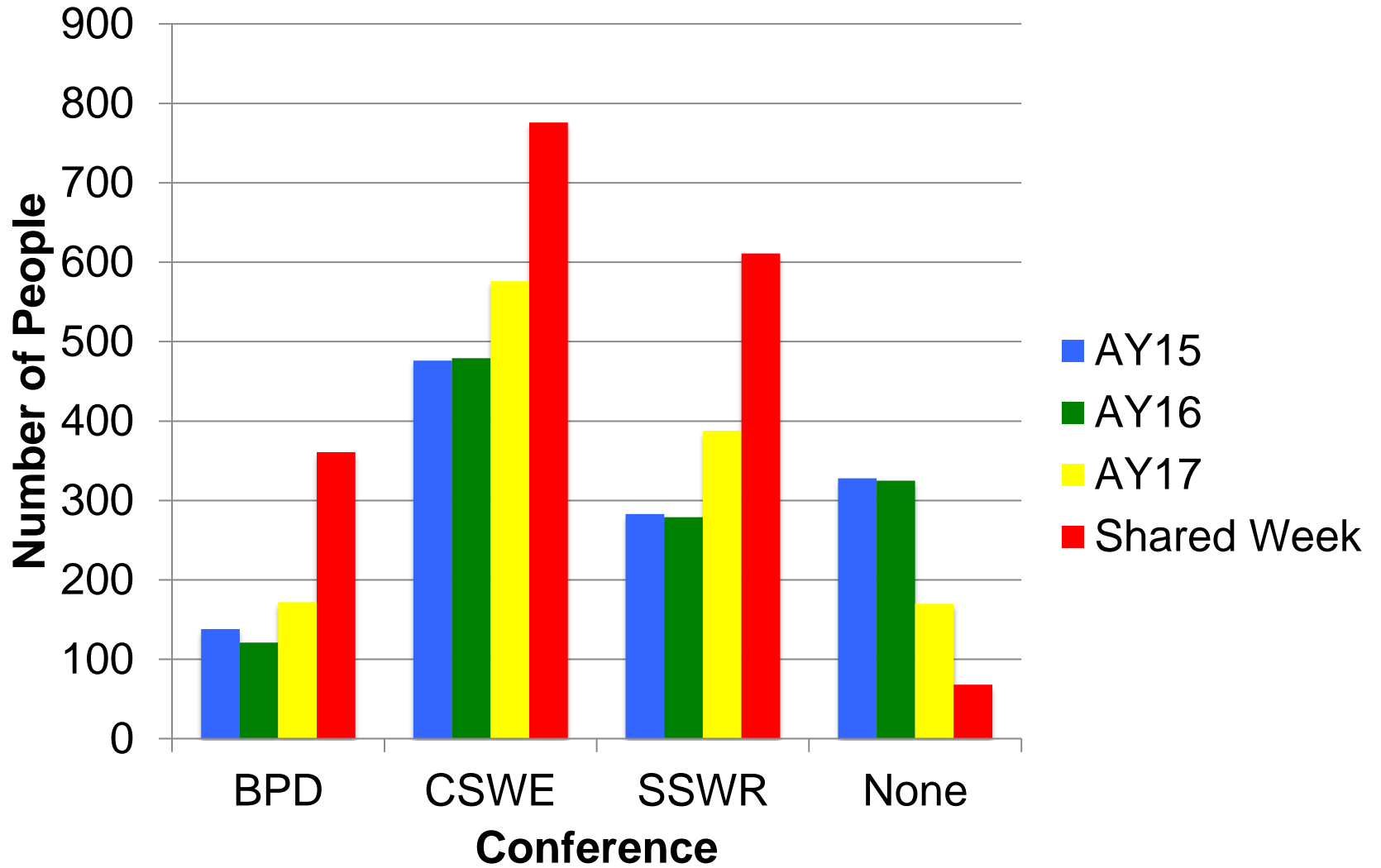
# Portion of Conference Registrants Who Responded to Survey

AY 15	Conference Registration	Survey Respondents
BPD	727	138 (19%)
CSWE	1593	476 (30%)
SSWR	872	283 (32%)

AY 16	Conference Registration	Survey Respondents
BPD	NA	121
CSWE	1644	479 (29%)
SSWR	1083	279 (26%)

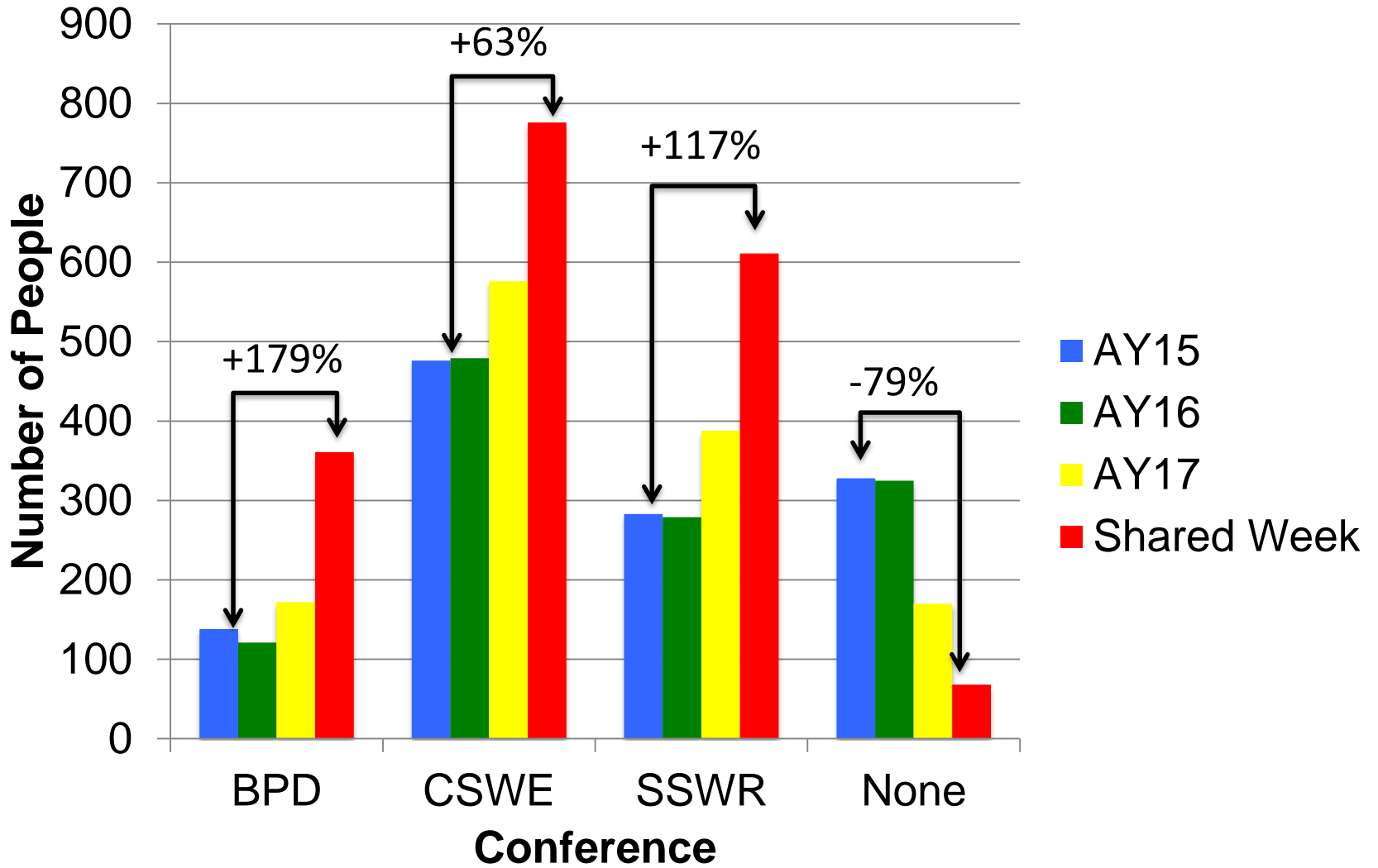
# Reported Conference Attendance

## 957 Respondents



# Reported Conference Attendance

## 957 Respondents





# Planned Conference Attendance by Respondents Who Attended Only ONE Conference in AY15

Conference	AY 15 Reported Attendance
BPD Only	50
CSWE Only	223
SSWR Only	103
None	323

AY 15 Behavior	Shared Week			
	BPD	CSWE	SSWR	None
BPD Only	49	38	13	0
CSWE Only	88	212	142	3
SSWR Only	11	77	99	0
None	109	224	160	58

# Change in Conference Attendance by Respondents Who Attended Only ONE Conference in AY15

AY 15 Behavior	Shared Week			
	BPD	CSWE	SSWR	None
BPD Only	-1	38	13	0
CSWE Only	88	-11	142	3
SSWR Only	11	77	-4	0
None	109	224	160	-265

# Planned Conference Attendance by Respondents Who Attended Only ONE Conference Each Year for Two Years

Conference	AY 15 & AY 16 Reported Attendance
BPD Only	14
CSWE Only	118
SSWR Only	48
None	211

AY 15 & AY 16 Behavior	Shared Week			
	BPD	CSWE	SSWR	None
BPD Only	14	10	2	0
CSWE Only	45	115	68	1
SSWR Only	3	28	47	0
None	69	130	88	55

# Change in Conference Attendance by Respondents Who Attended Only ONE Conference Each Year for Two Years

AY 15 & AY 16 Behavior	Shared Week			
	BPD	CSWE	SSWR	None
BPD Only	0	10	2	0
CSWE Only	45	-3	68	1
SSWR Only	3	28	-1	0
None	69	130	88	-156

# Comments by 394 Respondents

Response Category	Respondents
Positive about Shared Conference Week concept	59%
Positive but with reservation about one week time commitment	8%
Concern about cost or family conflicts	13%
Negative about the concept	32%

# Conclusions

- 67% of respondents were positive about holding conferences in one week.
- Each conference would be expected to see an increase in attendance.
  - BPD gain: 179%
  - CSWE gain: 63%
  - SSWR gain: 117%